

lipbled[®]

INTERIOR DOORS

WHERE YOU GET MORE.
Designed for your home.

Photo: Jošt Gantar



**THE SONG OF NATURE, IT IS SO BEAUTIFUL.
LISTEN TO IT.**



A tree, too mighty to lock one's arms around, sprouts from a tiny little seed. A temple, towering nine storeys high, rises from a handful of clay. A journey of a thousand miles begins with a single step.

Since 1948, we have been using only the highest quality timber, which is meticulously manufactured, to create a pleasant atmosphere in our customers homes.



Living in harmony with nature is truly invaluable. This is proved by the richness of the forests that are part of our environment. We live, and create, together with them. We have been endeavouring to make products with high added value from the riches of the forest since 1948.

Of course, it is also our responsibility to repay the forest, - with all the due diligence of a good master - for everything that they bestow upon us. Therefore, the forest must be respected and loved, and it is our desire that you feel the same way, too.

Let the song of the forest resound in your home as well!

VISION

Our company LIP BLED is distinguished by its prominent **lipbled** brand name, which strengthens our international position as a renowned dealer and manufacturer of interior doors.

We strive to achieve this goal by taking a responsible approach to sustainable development, through innovative and high-quality products, motivated colleagues and satisfied customers.

GREENLINE / VIVACELINE

Page 10

STILLINE

Page 26

VENEERED INTERNAL DOORS



NATURAL CHARACTER

UNLIMITED RANGE OF COLOURS

COMBINATION OF COLOURS

COLORLINE MODENA

Page 32

BELLALINE

Page 36

KAISERLINE

Page 38

RAL COLOUR CHART

Page 42

COLORLINE EASY

Page 44

UNICOLORLINE

Page 48



HOUSE OF IDEAS

HAND IN HAND ...



TOPLINE CLASSIC COLLECTION	Page 54
CLASSIC COLLECTION MATTLINE	Page 56
TOPLINE PLUS	Page 58
WOOD COLLECTION	Page 62
PRESTIGE COLLECTION	Page 66
DYNAMIC COLLECTION	Page 68
MILLENIUM COLLECTION	Page 70
VISIOLINE	Page 72
BASICLINE	Page 74

FEEL FREE TO
DESIGN AND PLAN ...AS SIMPLE
AS IT GETS

LIFELINE	Page 78
DIVIDELINE	Page 82
AIRLINE	Page 86
SLIDELINE	Page 90
DUOLINE	Page 98
INNERLINE	Page 100
CUTLINE	Page 104
SWINGLINE	Page 106
THE INVISIBLE PURE FRAME	Page 108
RENOVATION FRAME	Page 112
GLAZING OPTIONS	Page 114
SECURALINE	Page 120
ArchiCAD	Page 124





GREENLINE / VIVACELINE / STILLINE





“

VENEERED INTERNAL DOORS

NATURAL CHARACTER

If you want to give your home a natural appearance with a modern touch, veneer is definitely the right choice.

Veneer is a product of sawing, cutting and debarking timber. These processes allow us to utilise timber efficiently and make the surface of the final product appear natural and solid, thus maintaining all of the wood's original characteristics. A vertical, crosswise or diagonal surface structure can be achieved through different cutting or debarking techniques and using an appropriate composition of veneer sheets.



GREENLINE /

VIVACELINE

MIGHTY OAK

The oak is a mighty tree and has always been regarded as a symbol of power, wisdom and longevity. Even in Greek mythology, the oak was the tree of the supreme god Zeus. That is why oak, which is a very fibrous and hard type of wood, is used in carpentry for the manufacturing of parquet, veneers and furniture.



DOORS WITH A VERTICAL VENEER STRUCTURE
GREENLINE models

KNOTTED OAK – WILD STRUCTURE



brushed knotted oak
natural lacquered



brushed knotted oak
white-oiled



brushed knotted oak
oiled



knotted oak
oiled



brushed knotted oak
matte stained lacquered



knotted oak
natural lacquered



knotted oak matte stained
lacquered

GREENLINE
knotted oak
white-oiled
WILD STRUCTURE
model LIFELINE PN6

GREENLINE
European oak
white-oiled



“

- 1 - European oak brushed oiled
- 2 - European oak oiled
- 3 - European oak brushed natural lacquered
- 4 - European oak natural lacquered
- 5 - European oak brushed white-oiled
- 6 - European oak white-oiled
- 7 - European oak brushed matte stained lacquered
- 8 - European oak matte stained

A touch of nature in your home.
Nature lovers prefer soothing colours and shapes, the quality of which speak for themselves.
The uniform surface STRUCTURE also suits models with fitted glass.

GREENLINE
beech



GREENLINE
maple



GREENLINE
knotted oak
natural lacquered
CALM STRUCTURE
model LIFELINE PN2





“

THE WARMTH OF SPRUCE

Spruce (*Picea abies*) is the most numerous tree species in Slovenia. The wood is soft and elastic, which makes it ideal for furniture, musical instruments, and the construction and paper industries.

Doors made from spruce retain the characteristic structure and colour of the wood. The model is a perfect match for the natural tone of other household furniture, as well as light-coloured flooring. The natural properties of the trunk create a vibrant structure, with knots of varying sizes, appearance and number. This gives the models an even more natural appearance.





VIVACeline F4
spruce knotted brushed

GREENline
spruce knotted brushed





“
**(IM)PERFECT
OAK**

ALTEICHE - PRESTIGE
GREENLINE
knotted aged oak brushed

Its structure exudes wilderness.



ALTEICHE - PRESTIGE
VIVACELINE / F4
knotted aged oak brushed oiled



ALTEICHE - PRESTIGE
GREENLINE
knotted aged oak brushed oiled





ALTEICHE - PRESTIGE
VIVACELINE / F4
knotted aged oak brushed



Just like people, trees are not perfect. For example, oak, which excites us with its honey-soft colour, is full of annular rings, knots and cracks.

All these irregularities, or rather special features, suggest a form of wilderness while at the same time emphasising the uniqueness and characteristics of the wood. That is why our oak wood products have a special charm and added value.



A COMPARISON OF STRUCTURES

KNOTTED OAK –
WILD STRUCTURE (HG1)

KNOTTED OAK –
CALM STRUCTURE (HG4)

KNOTTED CRACKED OAK
(HG7)

EUROPEAN OAK





THE CHARACTER LIES IN THE DETAILS.

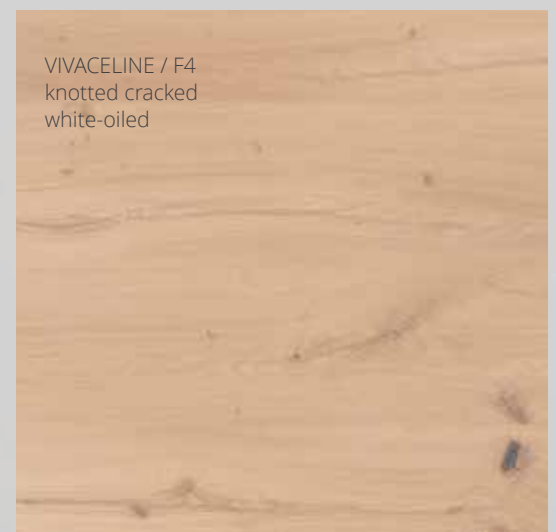
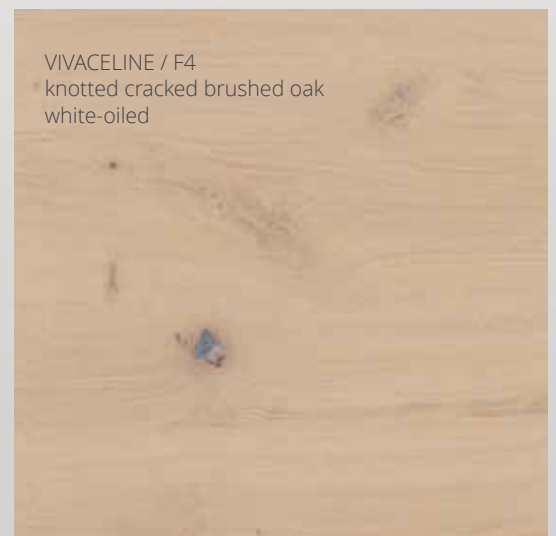
We use high-quality types of veneer, such as walnut or knotted oak, to manufacture contemporary doors that make your home unique.



DOOR LEAVES WITH CROSSWISE
VENEER STRUCTURE

VIVACELINE models –

OAK KNOTTY CRACKED





DOORS WITH A CROSSWISE VENEER STRUCTURE
VIVACELINE models – **KNOTTED CRACKED OAK**

VIVACELINE / F4
knotted cracked
matte stained lacquered



VIVACELINE / F4
knotted cracked brushed oak
matte stained lacquered



VIVACELINE / F4
knotted cracked
oiled



**THE PROCESS OF
GRINDING**

enables us to obtain a rough,
deeply embossed
structure in the veneer.

knotted oak
natural lacquered
WILD STRUCTURE



DOORS WITH A
CROSSWISE
VENEER STRUCTURE
MODELS
VIVACELINE / F4
KNOTTED OAK
WILD STRUCTURE



brushed knotted oak
natural lacquered



knotted oak
white-oiled



brushed knotted oak
white-oiled



knotted oak
oiled



brushed knotted oak
oiled



knotted matte stained oak
lacquered



brushed knotted oak
matte stained lacquered



DOORS WITH A CROSSWISE VENEER STRUCTURE
VIVACELINE models / F4 – **EUROPEAN OAK**



European oak
natural lacquered



brushed European oak
natural lacquered



European oak
oiled



brushed European oak
oiled



European oak
matte stained lacquered



brushed European oak
matte stained lacquered



brushed European oak
white-oiled

VIVACELINE / F4
European oak
white-oiled

VIVACELINE – model F4

VIVACELINE / F4
beechVIVACELINE / F4
mapleVIVACELINE / F1
beechVIVACELINE / F1
European oak

VIVACELINE – model F1

VIVACELINE / F1
maple



VIVACELINE – **model F3**



VIVACELINE / F3
maple



VIVACELINE / F3
beech

VIVACELINE / F3
European oak





“

WHAT IS INTARSIA?

Intarsia is a woodworking technique that uses various veneer sheets of different shapes, sizes and colours. It is considered master craftsmanship that requires an extraordinarily steady and precise hand. This decorative technique gives a special charm to products. Our company manufactures its products in accordance with this technique and has perfected it using our many years of experience and professional know-how.

DIAGRAMS OF VIVACELINE MODELS

VIVACELINE offers an array of combinations; choose the one that best suits your lifestyle and is compatible with the materials already present in your home.



model F1



model F3



model F4



Vertical structure



Crosswise structure



STILLINE

Naturally elegant doors will please even the most sophisticated of tastes. STILLINE doors are ideal for people who like to treat themselves to rich and opulent wood.



STILLINE / SOAD
European oak



STILLINE / SNC SN3
European oak



STILLINE / SNC
European oak



STILLINE / SOAD
beech



STILLINE / SOAD SO3
beech



STILLINE / SOAD SO3
European oak

SKETCHES OF STILLINE DOOR DESIGNS WITH GLAZING



model STILLINE
SNC SN3



model STILLINE
M-SOAD
with a Georgian bar
- 6 fields



model STILLINE
M-SOAD
with a Georgian bar
- 9 fields

STILLINE MOULDINGS

Decorative mouldings lend doors a vintage elegance.



Profile C



Profile D



Profile EX

STILLINE - SORD
knotted oak natural lacquered
WILD STRUCTURE



STILLINE / SORD SR3 glass satinato
knotted oak natural lacquered
WILD STRUCTURE





“

**UNLIMITED RANGE
OF COLOURS**

COMBINATION OF COLOURS

Colours significantly influence our moods, as they, and their energy waves, affect our emotions, state of mind, behaviour and well-being. A particular colour can be used to lift our spirits or boost our emotional state and health.

Surround yourself with pure colours of different tones, which will inspire, excite, motivate and delight you.



COLORLINE MODENA / BELLALINE /



KAISERLINE / RAL COLOUR CHART / COLORLINE EASY / UNICOLORLINE



“

DOOR GLAZING

is a perfect solution to fill your rooms with natural daylight and provides a good overview of adjacent rooms and the outside world.



COLORLINE

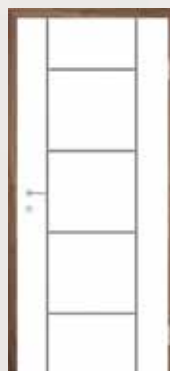
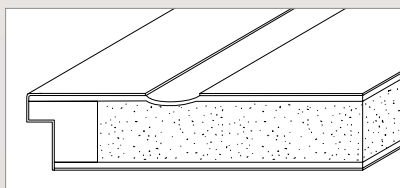


COLORLINE
white spray-painted
R88L

MODENA

WHITE SPRAY-PAINTED DOORS

Grooves give the white spray-painted MODENA doors classic elegance. Doors can be made even more interesting with rounded or MINI-R edges.



COLORLINE
white spray-painted
R5L




COLORLINE
white spray-painted
R6L



COLORLINE
white spray-painted
R7L



COLORLINE
white spray-painted
R8L

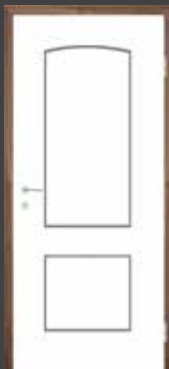


COLORLINE
white spray-painted
R9L




COLORLINE
white spray-painted
R11L





COLORLINE
white spray-painted
R14L



COLORLINE
white spray-painted
R15L




COLORLINE
white spray-painted
R16L



COLORLINE
white spray-painted
R17L



COLORLINE
white spray-painted
R21L




COLORLINE
white spray-painted
R22L



COLORLINE
white spray-painted
R23L



COLORLINE
white spray-painted
R24L



COLORLINE
white spray-painted
R36L



COLORLINE
white spray-painted
R90L




COLORLINE
white spray-painted
R95L



WHITE. THE COLOUR OF PEACE, INNOCENCE AND HOPE.




THREE SHADES OF WHITE




COLORLINE
MODENA white spray-painted
SIGNAL WHITE
similar to RAL 9003 (BE PLE2)



COLORLINE
MODENA white spray-painted
PURE WHITE
similar to RAL 9010 (BE PLE)



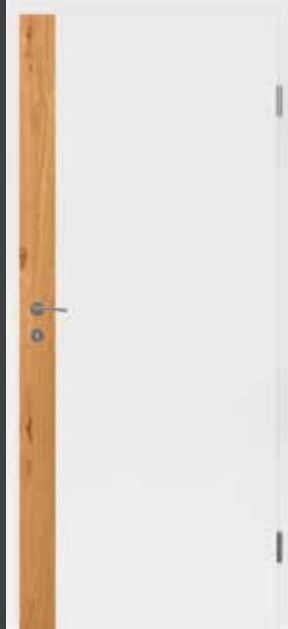
COLORLINE
MODENA white spray-painted
TRAFFIC WHITE
similar to RAL 9016 (BE PLE7)



BELLALINE




BELLALINE / FN1
white spray-painted
European oak intarsia



BELLALINE/ F5R33L
white spray-painted
knotted oak intarsia

BELLALINE / I39R72L
white spray-painted
knotted oak intarsia



DIAGRAMS OF BELLALINE MODELS

VENEER INLAY



FN1



I39R72L



F5R33L



The F5R33L and I39R72L models have a groove located between the veneer and the rest of the surface.



KAISERLINE

Our products are made of an exquisite combination of materials, emphasising the beauty of your home.

KAISERLINE / R25L
white spray-painted MODENA



KAISERLINE / R39L
white spray-painted MODENA



KAISERLINE / R38L
white spray-painted MODENA



KAISERLINE / R49L
MODENA belo pleskano



KAISERLINE / R40L
with an arch
white spray-painted MODENA

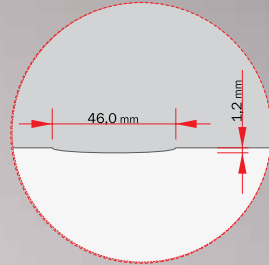


A close-up photograph of a window blind. A white cord is visible, running diagonally from the top right towards the center. Below the cord, a silver metal bar is visible, likely part of the blind's mechanism. The background is a soft, out-of-focus light color, possibly a window or a wall. The overall aesthetic is clean and modern.

“

An aesthetic design, and high-grade manufacturing, cater to your well-being.

DIAGRAMS OF KAISERLINE MODELS



model KAISERLINE R38L



model KAISERLINE R38L with glazing




model KAISERLINE R39L



model KAISERLINE R39L with glazing



model KAISERLINE R40L



model KAISERLINE R40L with glazing



model KAISERLINE R49L



model KAISERLINE R25L



CHOOSE YOUR COLOUR –
RAL COLOUR CHART





“

A RICH ARRAY OF COLOUR SHADES

makes your ideas become a reality. Choose your colour from the RAL colour chart.



DID YOU KNOW?

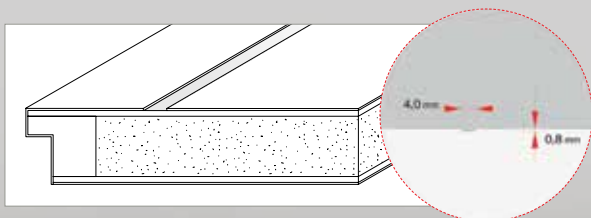
Due to climatic influences, materials can change in dimension. If, for example, the air temperature drops, hygroscopic products, including doors, start to stretch and become curved. Wood and wood materials stretch under the influence of moisture (a 2-metre long board stretches by approx. 2.5 mm when exposed to 5% moisture), whereas metal and plastic materials change according to temperature.



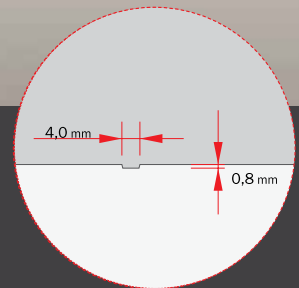
EASY

WHITE-PAINTED (UV COIL COATED) DOORS

The purity and innocence of the colour white makes spaces lighter and visually larger. However, the simplicity of the door can be enriched with grooves, if so desired.



COLORLINE
R27L white-painted
(UV COIL COATED)
model LIFELINE PN1



RELIEFI - EASY (4,0 x 0,8 mm)



COLORLINE
white-painted
(UV COIL COATED)
R27L



COLORLINE
white-painted
(UV COIL COATED)
R28L



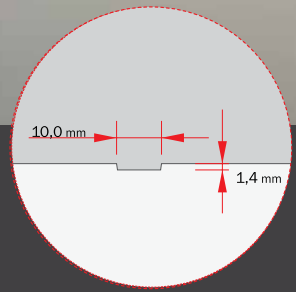
COLORLINE
white-painted
(UV COIL COATED)
R29L



COLORLINE
white-painted
(UV COIL COATED)
R34L



COLORLINE
white-painted
(UV COIL COATED)
R87L



RELIEFI - EASY (10 x 1,4 mm)



COLORLINE
white-painted
(UV COIL COATED)
R70L



COLORLINE
white-painted
(UV COIL COATED)
R73L



COLORLINE
white-painted
(UV COIL COATED)
R74L




COLORLINE
white-painted
(UV COIL COATED)
R89L




COLORLINE
white-painted
(UV COIL COATED)
R96L

TWO SHADES OF WHITE

Deviations in colour tone and structure are possible.



COLORLINE
EASY white-painted
PURE WHITE
similar to RAL 9010
(BE LAK)




COLORLINE
EASY white-painted
TRAFFIC WHITE
similar to RAL 9016
(BE LAK4)

“

SOFT-M DOOR EDGE

Grooves give the white doors classic elegance. Doors can be made even more interesting with rounded or SOFT-M.





UNICOLORLINE
white

UNICOLORLINE
matte black anti-fingerprint foil



UNICOLORLINE



FINGERPRINT-RESISTANT FINISH

Also available:
a frame with a
black lacquered
surface that
is resistant to
fingerprints.



Many people believe that black is a depressing and dramatic colour. But that isn't really true. A little black is essential in every home because it accentuates the shapes and colours around it. Everything should be in balance. And when this balance is achieved, the results are wonderful.



GO FOR AN ALTERNATIVE LOOK WITH BLACK

High-quality fittings improve a door's functioning. These black details will make your space more attractive and interesting.





TOPLINE / PRESTIGE COLLECTION / DYNAMIC COLLECTION / MILLENIUM COLLECTION / VISIOL



NE / BASICLINE



“

THE HOUSE OF IDEAS

**HAND
IN HAND ...**



TOPLINE


TOPLINE DYNAMIC
L1 knotted cracked oak

CLASSIC COLLECTION

The extraordinary processing of wood surface imitations fills your home with cosiness and comfort.



TOPLINE
palisander white



TOPLINE
L1 snow-white

TOPLINE
L1 palisander white



CLASSIC COLLECTION

MATT LINE

If wild structures are not to your taste, you can opt for a calm and natural surface. For a style that will give your decor a touch of elegance.

ALSO AVAILABLE WITH A VERTICAL STRUCTURE!



TOPLINE
L1 oak ARCTIC





TOPLINE
L1 walnut TROPIC



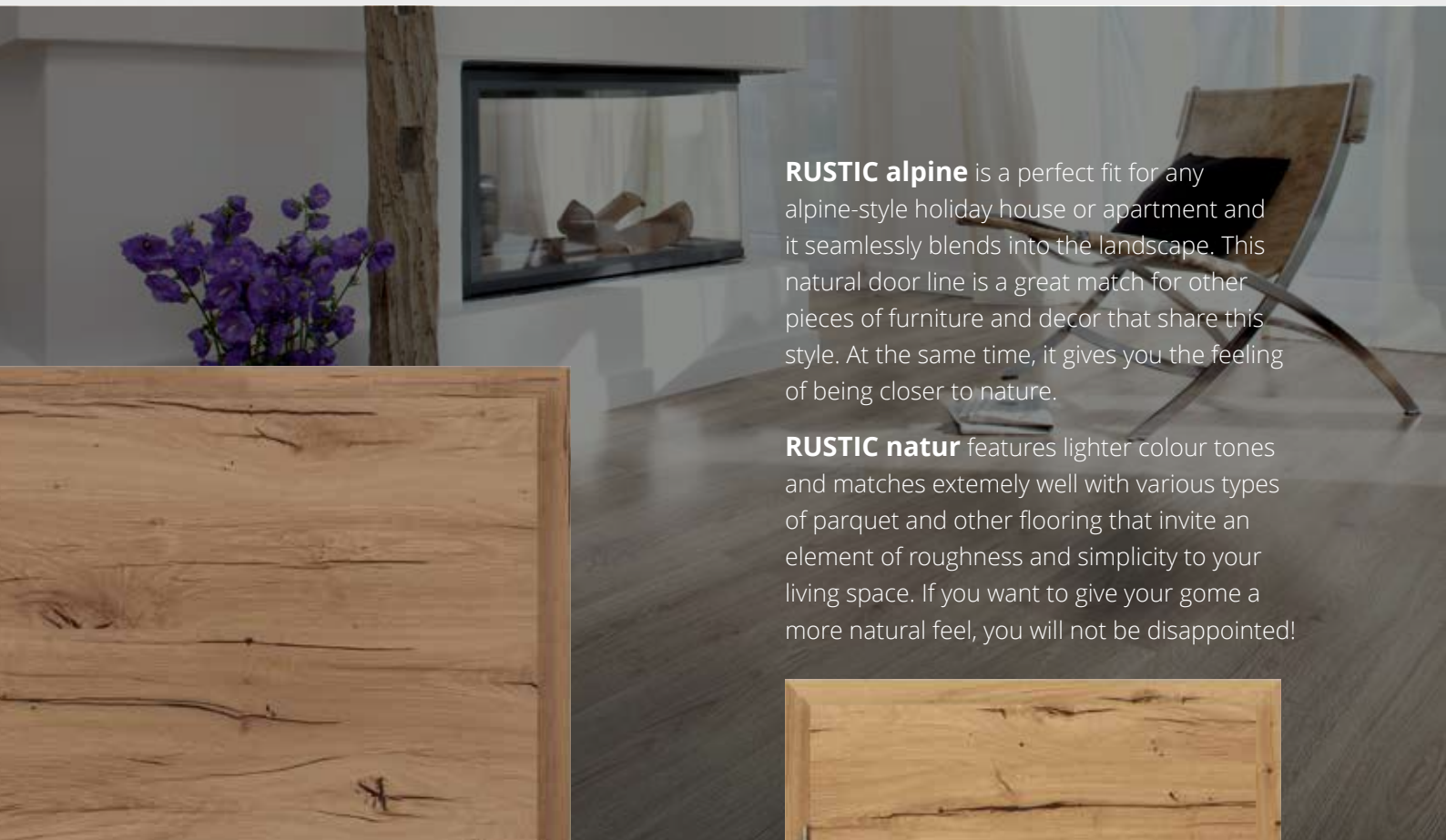
TOPLINE PLUS

A FUSION OF NATURE, WOOD AND ELEGANCE

The rustic style is back and gaining popularity once again. If you are looking to incorporate it into your home, you would probably choose wood because it creates warmth, intimacy and a connection to nature. A new palette of colour tones and wood structures is now available and brings additional creative options for different styles and finishes. You can choose from **natur**, **alpine** and **classic** colour tones with a firmer, rougher grain texture and even more knots that emphasize the natural beauty of wood.







RUSTIC alpine is a perfect fit for any alpine-style holiday house or apartment and it seamlessly blends into the landscape. This natural door line is a great match for other pieces of furniture and decor that share this style. At the same time, it gives you the feeling of being closer to nature.

RUSTIC natur features lighter colour tones and matches extremely well with various types of parquet and other flooring that invite an element of roughness and simplicity to your living space. If you want to give your home a more natural feel, you will not be disappointed!



TOPLINE PLUS
L1 knotted oak cracked RUSTIC
alpine



TOPLINE PLUS
L1 knotted oak cracked RUSTIC
natur

ALSO AVAILABLE WITH A VERTICAL STRUCTURE



TOPLINE PLUS
knotted oak cracked RUSTIC alpine



TOPLINE PLUS
knotted oak cracked RUSTIC classic




TOPLINE PLUS
knotted oak cracked RUSTIC natur



TOPLINE PLUS
L1 knotted oak cracked RUSTIC
classic

RUSTIKA classic

boasts a unique style and elegance that complements the style of your home. In combination with solid wood furniture and rustic decor it creates a cozy and warm atmosphere.



WOOD COLLECTION



A LOOK OF NATURE AND ELEGANCE

Wood is a natural and warm material, both visually and to the touch. It brings a feeling of comfort and homeliness to a room reminiscent of the countryside and of nature. These are the main reasons why wood is always such a popular material for interiors. Wood gives character, style and distinction to every home.

Continuous product research, the use of the very latest technologies, creative talent with a touch of nature and the ability to follow the changing habits and needs of our customers – these are the things that make LIP BLED stand out from the competition, and the reason why we have decided to develop our new line, WOOD. The texture, with accented pores, gives a feeling of natural warmth, while the balanced colours of oak make the WOOD line even more elegant.

The WOOD line is also available with ABS edge bands, which are the most popular edging material among furniture manufacturers in Western Europe.



DOORS WITH HORIZONTAL STRUCTURE - TOPLINE PLUS models

TOPLINE PLUS
knotted oak
WOOD natur L1 horizontal



TOPLINE PLUS
knotted cracked oak
WOOD natur L1 horizontal



TOPLINE PLUS
oak
WOOD natur L1 horizontal



ALSO AVAIABLE WITH A VERTICAL STRUCTURE

TOPLINE PLUS
knotted oak
WOOD natur P1 vertical



TOPLINE PLUS
knotted cracked oak
WOOD natur P1 vertical



TOPLINE PLUS
oak
WOOD natur P1 vertical





PRESTIGE COLLECTION

TOPLINE PRESTIGE
L1 oak FOREST brushed
brown

By synchronising the natural structure of wood, we have created doors that embody the richness of nature. Knots, cracks and varying structures are an expression of wilderness, while at the same time emphasising the unique nature and characteristics of the wood.



Also available with
an a vertical structure!



ABS EDGE –
Colour
corresponding
to the surface

We draw inspiration from nature.

Surfaces have synchronised pores to
achieve the look of genuine SOLID
WOOD.



TOPLINE PRESTIGE
L1 oak FOREST brushed
white

Advantages of FORTE EDGE

Advantages:

- protection around the edges
- impact-resistant lining
- scratch-resistant lining
- wear-resistant lining
- heat-resistant lining
- high surface strength





TRENDS IN FOIL COATED SURFACES

DYNAMIC COLLECTION

The new expanded offer of DYNAMIC foil coated surfaces with a rough 3D surface structure is a great and pleasing substitute for classic OAK veneered doors.





TOPLINE DYNAMIC
P1 pine FANTASY grey



TOPLINE DYNAMIC
L1 pine FANTASY grey



TOPLINE DYNAMIC
P1 pine FANTASY white



TOPLINE DYNAMIC
L1 pine FANTASY white

MILLENIUM COLLECTION

TOPLINE
L1 MILLENIUM Oregon pine grey





WHEN CHOOSING DOORS,

beware of the following: there must be a harmony between materials, colours and lines. The main decorating style should be influenced by the room itself. When arranging furniture, do it in a way in which all elements follow a certain direction.

DIAGRAMS OF TOPLINE MODELS



model L1
Crosswise structure



model P1
Vertical structure




VISIOLINE

Our speciality is interior doors with a foil coated surface and an optimal quality-price ratio.

The accessories and the design of our doors will create a special atmosphere in your home and satisfy even the most sophisticated of customers.

VISIOLINE - model P1



ash white

DIAGRAMS OF VISIOLINE MODELS



model L3



model P1

VISIOLINE - model L3



limed oak



BASICLINE

WHAT MAKES THE SMOOTH SURFACE OF VENEER IMITATIONS SO POPULAR? The answer lies in its uniform structure and affordable price. With the use of modern technology and ecological materials, and by promoting cost-efficient production in accordance with the highest EU standards, we create useful, aesthetic and environmentally-friendly products that fill our satisfied customers' homes with warmth and cosiness.




BASICLINE PLUS
whitewash larch



BASICLINE
acacia mystique



BASICLINE
oak



BASICLINE
white

model P1
Vertical structure



DIAGRAMS OF BASICLINE MODELS



LIFELINE / DIVIDELINE / AIRLINE / SLIDELINE / DUOLINE / INNERLINE / CUTLINE / SWINGLINE / SECURAL



LINE / THE INVISIBLE PURE FRAME



“

FEEL FREE TO DESIGN AND PLAN ...

**AS SIMPLE
AS IT GETS**

Building a home also means creating a comfortable living space that will satisfy all of your senses. The morning light that gently awakens you, a family lunch on the naturally shaded terrace, an evening chat in front of the scorching fireplace, or the last look at the cloudy sky before you set out to go for a walk. All these stimuli come directly from nature, and our feeling of comfort depends on the varying natural conditions. By choosing a home that is as natural as possible, we have made ourselves a sustainable home.



LIFELINE

LIFELINE / PN1
VIVACELINE - model F4
knotty oiled oak
wild structure



Wood symbolises comfort, durability and warmth. Glass, however, represents the opposite -, transparency and stiffness. LIFELINE doors are a combination of both materials.



DIAGRAMS OF LIFELINE MODELS



LIFELINE / PN1
crosswise



LIFELINE / PN1
vertical



LIFELINE / PN7
crosswise



LIFELINE / PN7
vertical



LIFELINE / PN2
crosswise



LIFELINE / PN2
vertical



LIFELINE / PN6
crosswise



LIFELINE / PN6
vertical





LIFELINE / PN6
VIVACELINE / F4
knotty oiled oak
WILD STRUCTURE



LIFELINE / PN2
VIVACELINE / F4
knotty oiled oak
WILD STRUCTURE



DIVIDELINE



ROOM DIVIDERS


Spaciousness requires a good overview. Letting light shine through glazed room dividers proves the saying 'the more daylight a room receives, the larger it feels'.



ROOM DIVIDERS IN COMBINATION
WITH A STANDARD FRAME



SOLID WOOD
ROOM DIVIDERS



a side element and
a transom
PS N DS

a side element and
a transom
PM N DS



a side element and
a transom
PS N LS

a side element and
a transom
PM N LS



two side elements and
a transom
PS N SS

two side elements and
a transom
PM N SS



two side elements
PS SS

two side elements
PM SS



one side element
PS LS

one side element
PM LS



one side element
PS DS

one side element
PM DS



AIRLINE





AIRLINE – ALL-GLASS DOORS




S1-SATINATO

S2-UADI BELI

S3-PROZORNO

S4-MASTER CARRE

S5-RX17



S8-ELLA

S15-PAVE

S16-TREND

S17-ELEGANCE

S18-MARIN



S23-VITA

S24-SOLE

S26-SONATA

S28-AFRODITA

S75-PERUN



S70-TALOS

S76-VESTA

Fill your home with light. An elegant glass surface provides a discrete room divide, and a variety of sandblasted and printed patterns let you decide how much to reveal or hide. You can choose between different types of glass that either conceal or reveal.



S73-APOLON

S71-EDNA

S68-FENIKS



S74-HERA

S72-LINUS

S69-MIDAS





SLIDELINE

SLIDING SYSTEM HIDDEN

Sliding doors are the ideal solution for minimalism in your home. Invisible guides help make the room more open, enticing and elegant.








SLIDING SYSTEM
TREND



SLIDELINE / SLIDING PARALLEL TO THE WALL
VIVACELINE / F4
knotted cracked brushed oiled oak

In April, the company Elite Studio 3D competed in the best 3D-visualist category at the CG Architect competition. It presented the LIP BLED sliding doors and received a monetary prize, awarded by REBUS Farm, for its high ranking.





SINGLE-LEAF DOOR
OPENING INTO THE WALL



DOUBLE-LEAF DOOR OPENING
INTO THE WALL




DOUBLE-LEAF DOOR OPENING
PARALLEL TO THE WALL





SINGLE-LEAF DOOR OPENING ALONGSIDE THE WALL




TIP!

The following must be considered prior to construction:

- where will the door be installed (conditions for installation and use),
- which requirements must the door meet,
- which classification must the door correspond to.

This rating is important for a door's functional abilities.

Client requirements vary in terms of sound insulation, anti-burglary protection, resistance to moisture and hydrothermal and mechanical requirements.



An active lifestyle is also reflected in furniture.
A double-leaf door, which allows different combinations of surfaces and edges, facilitates both the movement of numerous guests and the movement of the largest pieces of furniture.

DUOLINE

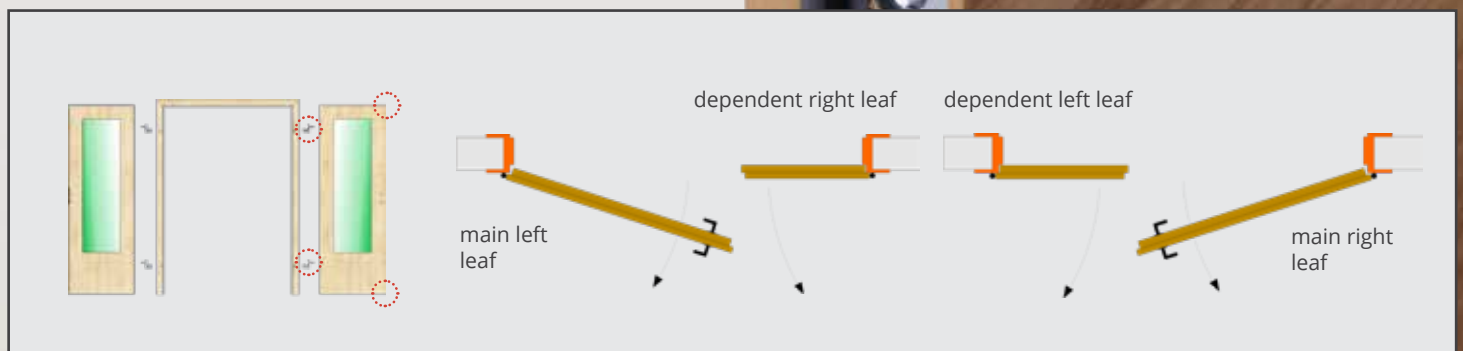
DOUBLE-LEAF DOORS

SEAL LINING FOR DOUBLE-LEAF DOORS

To further improve the user experience, the classic double-leaf door has been upgraded with a seal lining in the groove of the main leaf.

THE FOLLOWING ADVANTAGES
HAVE BEEN OBTAINED THROUGH
THE INSTALLATION OF THE SEAL:

- softer door closing
- tight fitting of the main leaf onto the dependent leaf
- prevents rattling of the door in the event of a draft
- there is no visible light through the groove



TOPLINE
L1 MILLENIUM Oregon pine grey
T40

8mm
wide PVC
inserts


INNERLINE



Let your imagination run wild and lend your living space a unique identity with various combinations of decorative mouldings.

PVC INSERTS WITH IMITATION ALUMINIUM

Vstavki na furnirani površini so mogoči samo v smeri strukture.



Sketches of wing designs with PVC inserts with imitation aluminium.

8 mm



insert T49



insert T50



insert T48



insert T47

The classic elegance is finished off with an aesthetic distance to the edge of the door leaf.



T37

5 mm

T38

8 mm



T39

5 mm

T40

8 mm



T41

5 mm

T42

8 mm



T45

5 mm

T46

8 mm







“

Inclined walls and ceilings are no longer an obstacle. Choose *lipbled* doors and create a romantic attic apartment.

CUTLINE

DOORS WITH AN OBLIQUE EDGE



“

DOORS THAT PERFECTLY
FIT INTO YOUR ATTIC
APARTMENT OR ROOM.



SWINGLINE



SWING DOORS

The benefits of swing doors become evident in pass-through rooms or wherever you are not able to open doors, because you literally have your hands full. Many customers choose SWINGLINE doors due to their elegant design.

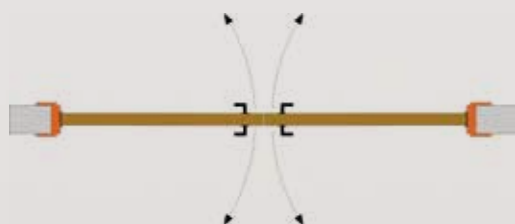


CROSSECTION

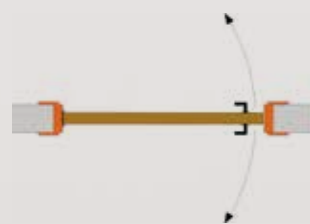


OPENING ANGLE DIAGRAM

SWINGLINE double-leaf



SWINGLINE single-leaf





**THE INVISIBLE
PURE FRAME**



ADVANTAGES OF AN INVISIBLE FRAME:

- The door leaf is completely aligned with the wall.
- Mounting is possible on masonry walls or drywalls.
- The possibility of opening into or out of the room.
- Reinforced mesh prevents the appearance of cracks resulting from breathing walls.





For bold and courageous types, we recommend a door with an invisible frame.

This is a current trend that is the perfect choice for those who furnish their home in a minimalist style or live by the principle of 'less is more'. Inside doors with an invisible frame are aligned with the wall, so the frames cannot be seen. Real elegance for your home.

“

REAL ELEGANCE FOR YOUR HOME






For a modern look to your home.

RENOVATION FRAME

A new version of a metal frame. Dress it in your style!

Dress the frame in the surface of your choice. You will get a brand new door that blends with the surroundings and gives a sense of complete harmony. Without any major construction works. Be 'IN'!



Or for safety with a three-way lock, electrical access, digital door viewer and a floor seal.





GLAZING OPTIONS





TIP!

Be sure to select the appropriate climatic category and appropriate mechanical requirements when describing the door, in accordance with the recommendations for use. Get the necessary information from the designer so that we can fulfil their wishes or expectations:

Where will the door be installed or used?

- the purpose of the building
- type and use of heating
- rooms with increased humidity
- increased mechanical requirements
- frequency of use

Were special requirements highlighted?

- sound insulation
- smoke protection
- anti-burglary protection
- fire safety
- climate resistance



GLASS

A modern door designed with a choice of different glass patterns that brightens up every residential or commercial space.

An additional range of different fittings and door handles provides the perfect solution to fit your wishes and needs.





S1-SATINATO

S2-UADI WHITE

S3-CLEAR



S4-MASTER CARRE

S5-RX17

S8-SATINIRANO ELLA



S15-MADRAS PAVE

S18-SATINIRANO
MARIN

S24-SOLE



S25-LUX

S26-SONATA









FIRE SAFETY

CLIMATE RESISTANT



SOUND INSULATION

ANTI-BURGLARY
PROTECTION



SECURALINE

MODERN FRONT DOORS

SMOKE PROTECTION





CERTIFIED INSTITUTES,

WITH WHICH LIP BLED COLLABORATES:

- ZAG Ljubljana (SI) (www.zag.si)
- LTM (CRO) (www.ltm.hr)
- EMI Budapest (H) (www.emi.hu)
- PAVUS Prague (CZ) (www.pavus.cz)
- DIBT Berlin (D) (www.dibt.de)
- IFT Rosenheim (D) (www.ift-rosenheim.de)
- Pfb Rosenheim (D) (www.pfb-rosenheim.de)
- VKF Bern (CH) (www.praever.ch)
- Lignotesting Bratislava (SK) (www.lignotesting.sk)
- IBS Linz (AT) (www.ibs-austria.at)



CLIMATE RESISTANCE

Standard room doors achieve a climate resistance level of A2. We would suggest categories B2 or C2 for the front door of a home.



FIRE SAFETY

Certified fire doors limit the passage of fire, temperature and smoke into other spaces. They allow the safe evacuation of people and property in the event of a fire.



ANTI-BURGLARY PROTECTION

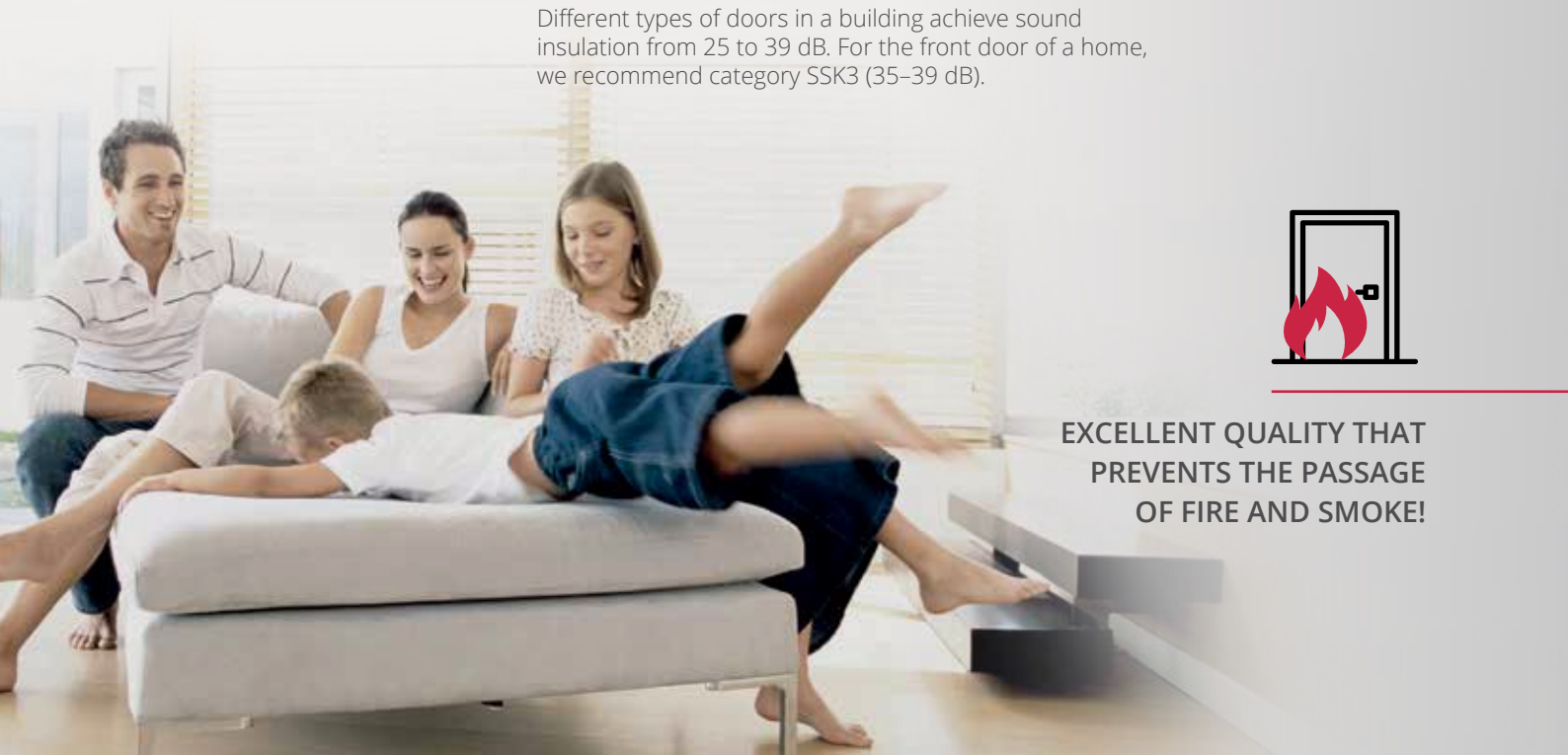


SOUND INSULATION

Different types of doors in a building achieve sound insulation from 25 to 39 dB. For the front door of a home, we recommend category SSK3 (35–39 dB).



EXCELLENT QUALITY THAT PREVENTS THE PASSAGE OF FIRE AND SMOKE!





**CERTIFIED
FOR 30-MINUTE
FIRE RESISTANCE**

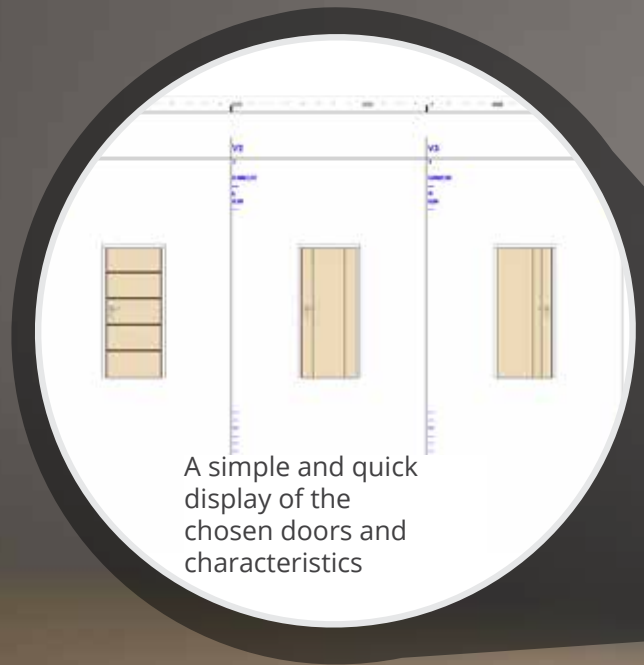
The security locking offered by the anti-burglary protection class RC2 is enough to deter a burglar from entering your home.



SMOKE PROTECTION

Tight smoke barrier with smoke protection class (S200) at high pressure and smoke temperatures up to 200° C.



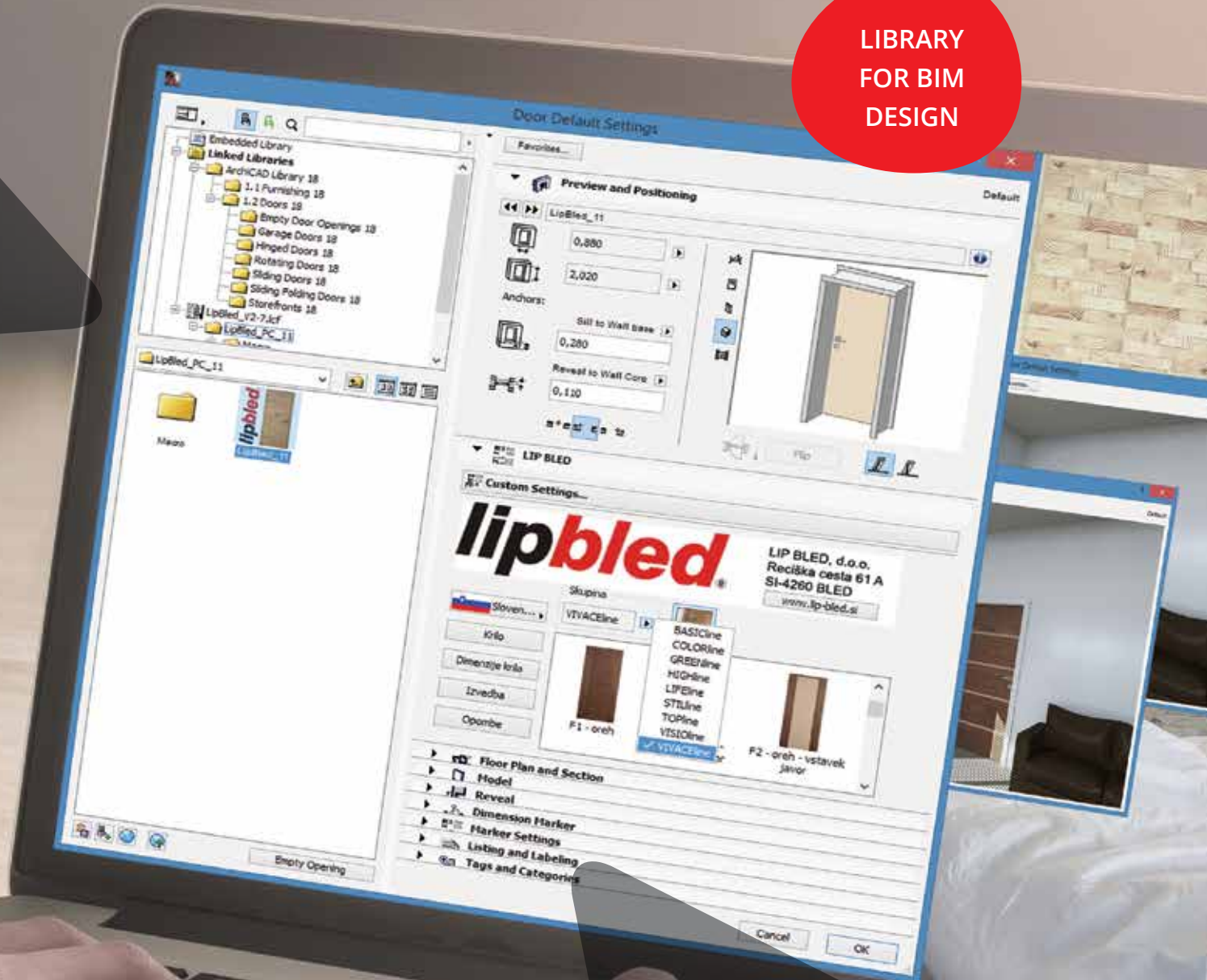


ArchiCAD

ArchiCAD has been one of the leading computer programmes in architecture and civil engineering since 1984. Every architect who likes to experiment with different forms can stimulate their creativity without sacrificing the accuracy and quality of project documentation. ArchiCAD allows you to form and change any shape in the most suitable view.

create – form – design

LIBRARY
FOR BIM
DESIGN



photorealistic display of
all door leaf models









SURFACES

Our choice of interior doors reflects our relationship with wood and contributes towards a healthier environment. Nature's gifts help us produce top-quality doors, available in different versions, according to wood type, colour and processing, in combination with other elements and thoughtful details.

VENEERED SURFACES GREENLINE / VIVACELINE



MAPLE



BEECH



F4 MAPLE



F4 BEECH

EUROPEAN OAK



WHITE-OILED



F4 WHITE-OILED



F4 BRUSHED WHITE-OILED



F4 BRUSHED MATTE STAINED LACQUERED



F4 BRUSHED NATURAL LACQUERED



F4 BRUSHED OILED



F4 MATTE STAINED LACQUERED



F4 NATURAL LACQUERED



F4 OILED



BRUSHED WHITE-OILED



BRUSHED MATTE STAINED LACQUERED



BRUSHED NATURAL LACQUERED



BRUSHED OILED



MATTE STAINED LACQUERED



NATURAL LACQUERED



OILED



KNOTTED OAK – WILD STRUCTURE



WHITE-OILED



F4 WHITE-OILED



F4 BRUSHED WHITE-OILED



F4 BRUSHED MATTE STAINED LACQUERED



F4 BRUSHED NATURAL LACQUERED



F4 BRUSHED OILED



F4 MATTE STAINED LACQUERED



F4 NATURAL LACQUERED



F4 OILED



BRUSHED WHITE-OILED



BRUSHED MATTE STAINED LACQUERED



BRUSHED NATURAL LACQUERED



BRUSHED OILED



MATTE STAINED LACQUERED



NATURAL LACQUERED



OILED

KNOTTED OAK – CALM STRUCTURE



WHITE-OILED



F4 WHITE-OILED



F4 BRUSHED WHITE-OILED



F4 BRUSHED MATTE STAINED LACQUERED



F4 BRUSHED NATURAL LACQUERED



F4 BRUSHED OILED



F4 MATTE STAINED LACQUERED



F4 NATURAL LACQUERED



F4 OILED



BRUSHED WHITE-OILED



BRUSHED MATTE STAINED LACQUERED



BRUSHED NATURAL LACQUERED



BRUSHED OILED



MATTE STAINED LACQUERED



NATURAL LACQUERED



OILED



KNOTTED OAK CRACKED



WHITE-OILED



F4 WHITE-OILED



F4 BRUSHED WHITE-OILED



F4 BRUSHED MATTE STAINED LACQUERED



F4 BRUSHED NATURAL LACQUERED



F4 BRUSHED OILED



F4 MATTE STAINED LACQUERED



F4 OILED



BRUSHED WHITE-OILED



BRUSHED MATTE STAINED LACQUERED



BRUSHED NATURAL LACQUERED



BRUSHED OILED




MATTE STAINED LACQUERED




OILED

SPRUCE



F4 SPRUCE KNOTTED BRUSHED




SPRUCE KNOTTED BRUSHED

ALTEICHE - PRESTIGE KNOTTED AGED OAK



F4 BRUSHED



BRUSHED



F4 BRUSHED OILED



BRUSHED OILED




The choice is yours.
We guarantee each of our products.

COLORLINE




RAL SPRAY-PAINTED

MODENA WHITE SPRAY-PAINTED




SIGNAL WHITE
similar to RAL 9003


EASY WHITE-PAINTED (UV COIL COATED)




PURE WHITE
similar to RAL 9010



PURE WHITE
similar to RAL 9010



TRAFFIC WHITE
similar to RAL 9016




TRAFFIC WHITE
similar to RAL 9016



UNICOLORLINE



MATTE BLACK ANTI-FINGERPRINT FOIL



WHITE



Black details make your space more interesting.

TOPLINE


TOPLINE CLASSIC



L1 PALISANDER WHITE



PALISANDER WHITE



L1 SNOW-WHITE

TOPLINE CLASSIC MATTLINE



OAK ARTIC



L1 OAK ARTIC



L1 WALNUT TROPIC

TOPLINE PLUS



L1 KNOTTED OAK CRACKED RUSTIC CLASSIC



L1 KNOTTED OAK CRACKED RUSTIC ALPINE



L1 KNOTTED OAK CRACKED RUSTIC NATUR



KNOTTED OAK CRACKED RUSTIC CLASSIC



KNOTTED OAK CRACKED RUSTIC ALPINE



KNOTTED OAK CRACKED RUSTIC NATUR

TOPLINE PLUS WOOD NATUR



L1 KNOTTED CRACKED OAK



L1 KNOTTED OAK



L1 OAK



KNOTTED CRACKED OAK



KNOTTED OAK



OAK



TOPLINE PRESTIGE



OAK FOREST BRUSHED WHITE



OAK FOREST BRUSHED BROWN

TOPLINE MILLENIUM



L1 OREGON PINE GREY



L1 OAK FOREST BRUSHED WHITE



L1 OAK FOREST BRUSHED BROWN

TOPLINE DYNAMIC



PINE FANTASY WHITE



PINE FANTASY OAK



L1 PINE FANTASY WHITE



L1 PINE FANTASY GREY



L1 KNOTTED 3D OAK



L1 KNOTTED CRACKED OAK

VISIOLINE



ASH WHITE




L3 LIMED OAK

BASICLINE



ACACIA MYSTIQUE



WHITE



OAK

BASICLINE PLUS





WHITEWASH LARCH

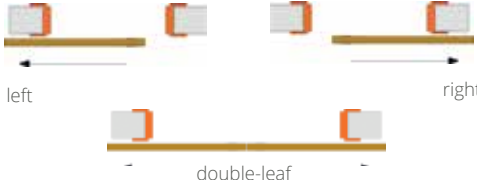
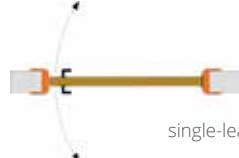

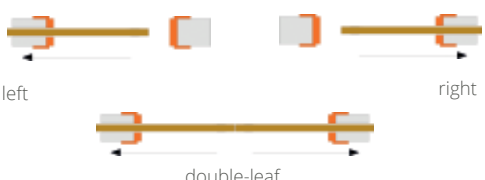
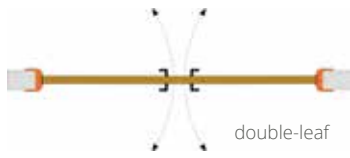



TECHNICAL DETAILS

Every interior door consists of a door leaf and a doorframe. On the following pages, you can chose between numerous edges, door leaf constructions and different forms of doorframes.

BE YOUR OWN DESIGNER!


	KLASIK	TRENDLINE	REVERSO
LEFT DOOR	 rebate side	 rebate side	 rebate side
RIGHT DOOR	 hinges' side	 hinges' side	 hinges' side
CROSS SECTION	 rebated	 flush with the frame	 flush with the frame
HINGES			

	SLIDELINE	SWINGLINE	DUOLINE
ALONGSIDE THE WALL	 left right double-leaf	 single-leaf	 main left main right
INTO THE WALL	 left right double-leaf	 double-leaf	 main left main right


DOOR AND FRAME MODELS



visible hinges




hidden hinges

opening on the inside
of the frame, hidden hinges

Direction of opening



KLASIK



TRENDLINE



REVERSO

Door rebate edge

KLASIK
rectangular edgeTRENDLINE
flush, no rebate

REVERSO

KLASIK SOFT-R
rounded edgeKLASIK SOFT-M
rounded edge



Door structure



door with a honeycomb core




door with a perforated chipboard core - RS




door with a solid chipboard core - VL

Frame models


□ - sharp edge ○ - rounded edge



SM closed frame with sharp edges

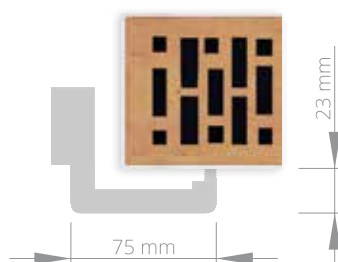
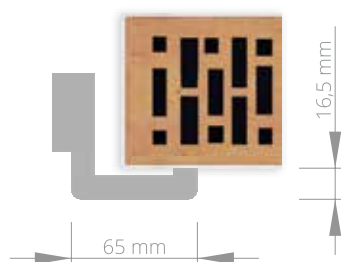


SMO closed frame with rounded case profiles and rectangular panel lining



SMS closed frame with rounded case profiles and rounded panel lining

Frame case profiles width



The song of forest in your
home ...



HAND IN HAND

We respect our forests and their gifts, which are a source of inspiration and inner well-being. Through creativity, inventiveness and the latest technological know-how, wood takes on an entirely new meaning and dimension. Our craftsmanship truly brings wood to life and creates a warm atmosphere in your home.

LIP BLED is very imaginative in what we do, owing to our high flexibility and our aim of always satisfying our clients' wishes and requirements. The diversity of the latest standards demands rapid adaptability. This applies both to aesthetics and quality production processes. High standards represent an exciting challenge, which we face with a high level of creativity and innovation.

BASIC TECHNICAL INSTRUCTIONS

The installation of interior doors is a simple, quick and dry process that requires polyurethane foam. Prior to installation, walls and floors must be processed in accordance with the dimensions given in the price list. Walls and the edges of wall openings must be even, parallel and located in a horizontal or vertical plane. Skirting boards must not be directly attached to any of the opening sides. Please consult our sales personnel in cases where wall openings have a threshold or non-standard dimensions.

Our sales programme is specified in the price list.



CERTIFICATES

PEFC certificate for the tracking of wood and timber products

Certificate, which the company provides to certify responsible forest management.

Quality Management System ISO 9001

ISO 9001, which has already been awarded to more than one million organisations, in 178 countries, around the world, is an internationally recognised quality standard published by the International Organisation for Standardisation (ISO). The content of the standard offers certified organisations a framework for successful process and quality management.

Environmental Management System ISO 14001

This is a verified and proven tool for effectively reducing an organisation's environmental impact.

With the ISO 14001 standard, organisations maintain their awareness and responsibility towards the environment. Nowadays, responsible environmental management is becoming an increasingly important purchasing criterion. More than ever, customers give priority to products and services from environmentally friendly sources. In order to remain competitive, organisations must have an effective environmental management system in place.

Source: BUREAU VERITAS SLOVENIA



The Song of Nature, it is so Beautiful.
LISTEN TO IT.



lipbled
The song of forest in your home!

LIP BLED, d.o.o., Rečiška c. 61/a, 4260 Bled, Slovenia
T. +386 4 5795 000, F. +386 4 5795 121
E. lipbl@lip-bled.si, www.lip-bled.si

All pictures are for illustration purposes only. We reserve the right to make changes. Errors in the text and colour deviations are no grounds for complaint. The sales programme may vary from country to country and is specified in the price list. Copying or reproduction of pictures and texts, in whole or in part, is not permitted without the author's express permission.

- Layout and text: IMPERIOO INC, d.o.o. - photographs: archive LIP BLED - Elite Studio 3D - stock photo agencies: pixabay - LIP BLED, d.o.o. - 2025 - 01 -